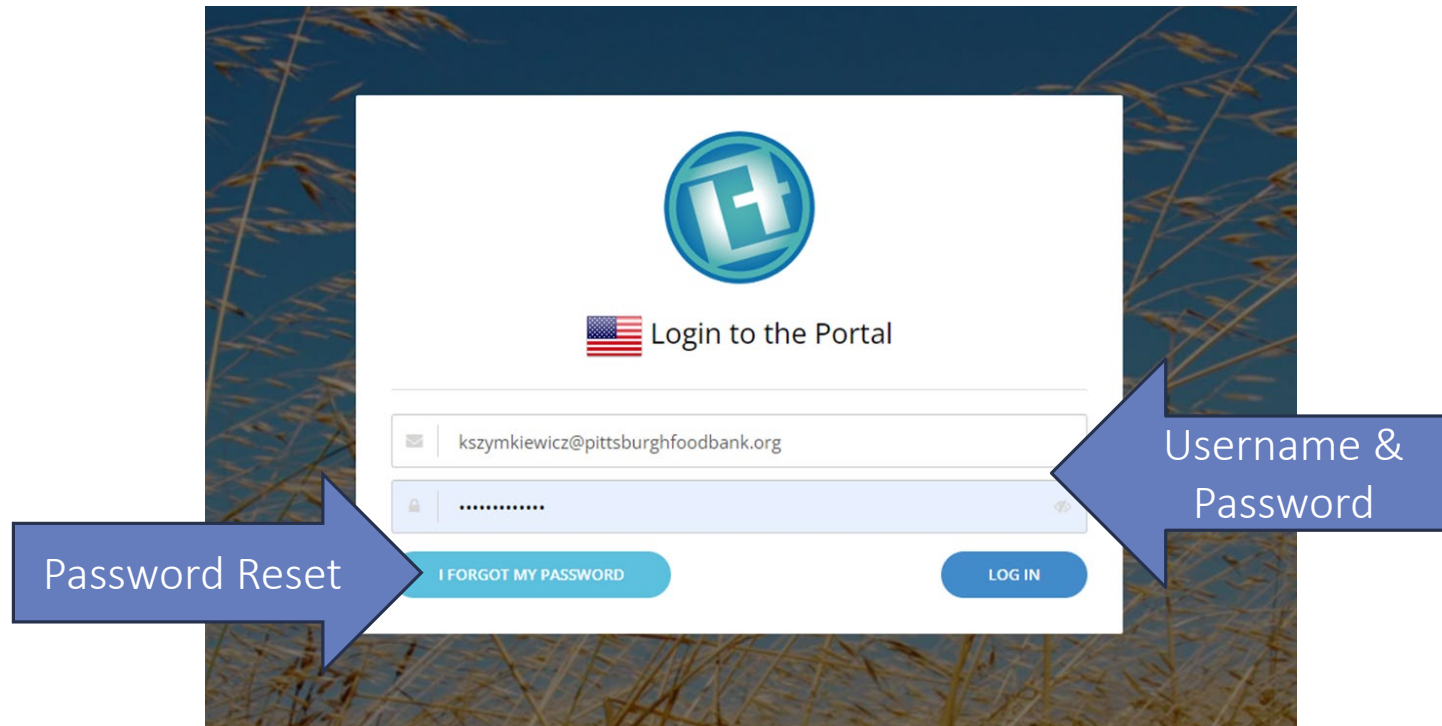
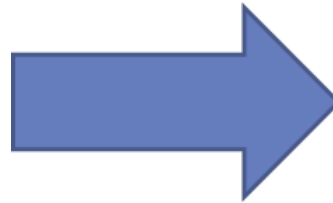
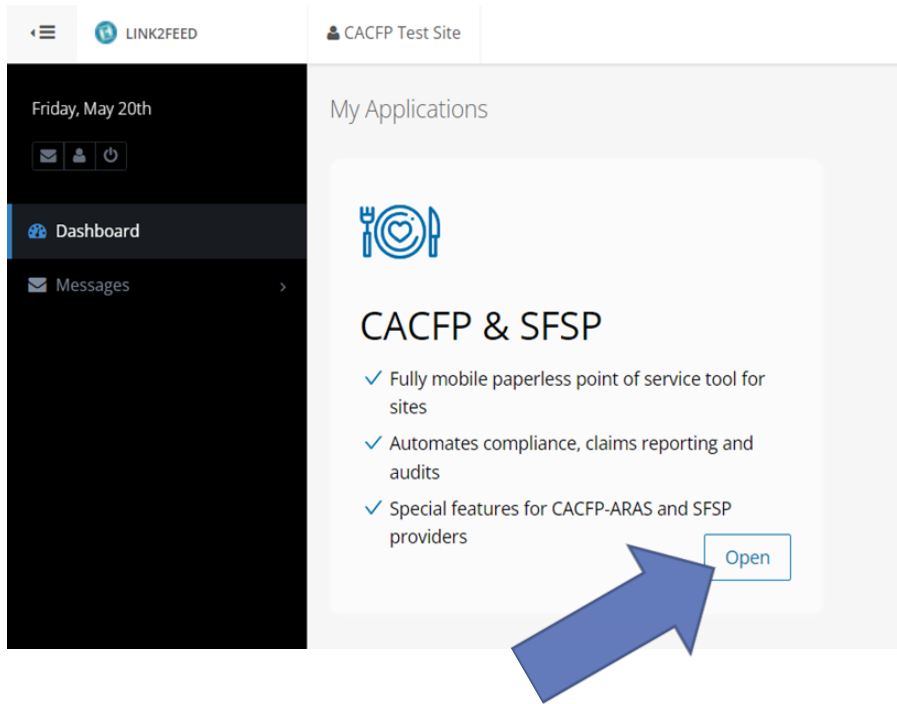


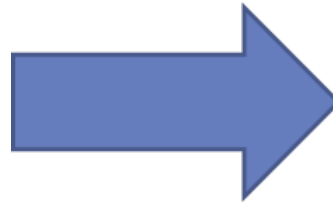
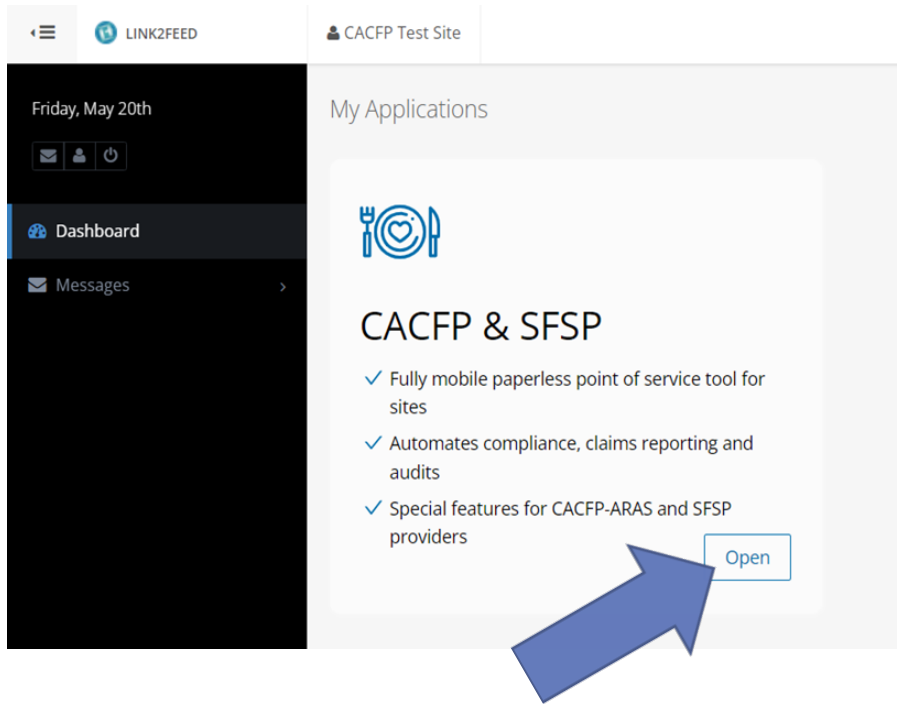
Link2Feed: Your School Year Bestie



Link2Feed: Navigation



Link2Feed: Navigation



Link2Feed: What Cha Got?

of leftovers +
shelf-stables to
be used

Number of meals from previous day

0

Number of meals received *

of meals
delivered

COMPLETED
BY YOU

Date *



02-14-2023

Time meal service will end *



07:00 PM

COMPLETED
FOR YOU BY
LINK2FEED

| | | |
|----|----|----|
| 04 | 57 | |
| 05 | 58 | |
| 06 | 59 | AM |
| 07 | 00 | PM |
| 08 | 01 | |
| 09 | 02 | |
| 10 | 03 | |

Meal Type *

Supper

Link2Feed: Sign in the Box!


eSignature

Disclaimer
I certify that the information on this form is true and accurate to the best of my knowledge and that numbers submitted represent only eligible meals served to eligible participants, which can be claimed for reimbursement. I understand that misrepresentation may result in prosecution under applicable state and federal statutes.

Civil-Rights Statement
In accordance with Federal civil rights law and U.S. Department of Agriculture (USDA) civil rights regulations and policies, the USDA, its Agencies, offices, and employees, and institutions participating in or administering USDA programs are prohibited from discriminating based on race, color, national origin, sex, disability, age, or reprisal or retaliation for prior civil rights activity in any program or activity conducted or funded by USDA.

Persons with disabilities who require alternative means of communication for program information (e.g. Braille, large print

Signature *



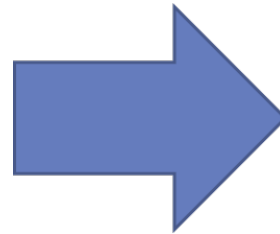
Clear

Signed By *

Kate Szymkiewicz

Signed On *

04-05-2023



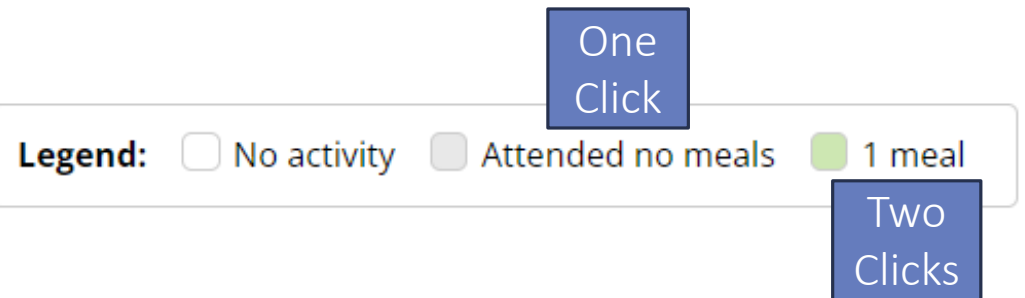
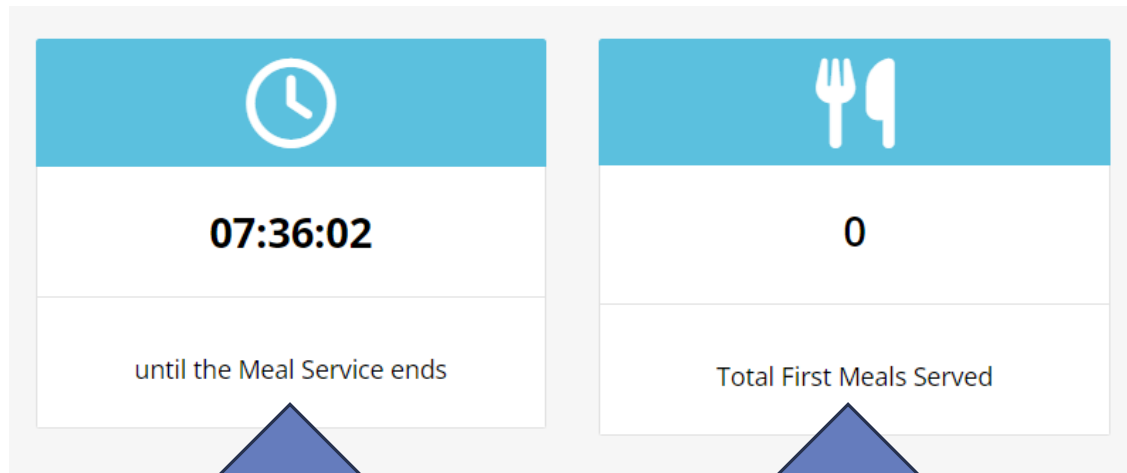
×

Cancel

 Start Meal Service



Link2Feed: Keys to Success





Link2Feed: Sort it Out!



| Last Name | First Name | Age | # of Meals | |
|-----------|------------|-----|------------|--|
| B | Lauren | 12 | 0 | |
| B | Jordan | 9 | 0 | |
| D | Karen | 10 | 0 | |
| G | Zach | 10 | 0 | |
| K | Caroline | 17 | 0 | |
| L | Dana | 6 | 0 | |
| P | Chelsea | 11 | 0 | |
| S | Tom | 8 | 0 | |
| S | Kate | 13 | 0 | |
| S | Tyler | 9 | 0 | |
| S | Marcia | 7 | 0 | |
| Z | Paige | 6 | 0 | |



Link2Feed: Take ATTENDANCE First!

| Last Name | First Name | Age | # of Meals | |
|-----------|------------|-----|------------|---|
| B | Lauren | 12 | A |  |
| B | Jordan | 9 | 0 | |
| D | Lauren | 10 | A |  |
| G | Zach | 10 | A |  |
| K | Caroline | 7 | 0 | |
| L | Dana | 6 | 0 | |
| P | Chelsea | 11 | |  |
| S | Tom | 8 | A |  |
| S | Kate | 13 | A |  |
| S | Tyler | 9 | 0 | |

Attendance = One Click



Link2Feed: Meal Count Comes Next!

| Last Name | First Name | Age | # of Meals | |
|-----------|------------|-----|------------|---|
| B | Lauren | 12 | 1 |  |
| B | Jordan | 9 | 0 | |
| D | Karen | 10 | A |  |
| G | Zach | 10 | 1 |  |
| K | Caroline | | 0 | |
| L | Dana | 6 | 0 | |
| P | Chelsa | 11 | 1 |  |
| S | Tom | 8 | 1 |  |
| S | Kate | 13 | 1 |  |
| S | Tyler | 9 | 0 | |

Served a meal =
One more click



Link2Feed: Adding Participants: PHASE 1

The screenshot shows the 'Participants' management interface. A dark sidebar on the left contains navigation links: Dashboard, Participants (selected), View/Add, Participant Duplicates, Meal Service, Reports, Messages, Administration, and Support. The main area is titled 'Participants' and includes buttons for 'Bulk Upload Participants', 'New Participant' (highlighted with a blue arrow), and 'Export'. A 'Participant Details' modal is open, showing fields for Participant Type (Child), First Name, Middle Name, Last Name, Date of Birth, and Status (Active). Below the modal is a table of participants. A blue arrow points to the 'Participants' link in the sidebar, and another points to the 'New Participant' button. A third blue arrow points to the 'View/Add' link in the sidebar.

| Participant | First Name | Middle Name | Last Name | Date of Birth | Age | Status | Actions |
|-------------|------------|-------------|-----------|---------------|-------|--------|---------|
| Caroline | | | | | | | |
| Chelsea | | | | | | | |
| Dana | | | | | | | |
| Jordan | | | | | | | |
| Karen | D | | | 10 | Child | N/A | Active |
| Kate | S | | | 13 | Child | N/A | Active |
| Lauren | B | | | 12 | Child | N/A | Active |
| Marcia | S | | | 7 | Child | N/A | Active |

Link2Feed: Adding Participants: PHASE 2

Dashboard

Participants

Meal Service

Reports

Messages

Administration

Support

School Year Meal Service

07:46:44

until the Meal Service ends

0

Total First Meals Served

Add a Participant


Meal Recording

Note: Tap or click on a name to record a meal for that participant.

Legend: ☐ No activity ☐ Attended no meals ☒ 1 meal

Search...

| Last Name | First Name | Age | # of Meals |
|-----------|------------|-----|------------|
| B | Lauren | 12 | 0 |
| B | Jordan | 9 | 0 |

 Greater Pittsburgh
community
food bank

11

Link2Feed: BEFORE YOU'RE DONE!!!!

The diagram illustrates the Link2Feed interface with several key components and annotations:

- Eligible Carry Over Meals:** A section with a blue header containing the number **0** and two buttons labeled **+** and **-**. An arrow labeled "# of leftovers to serve tomorrow" points to this section.
- Notes or comments for ending the meal service:** A text input field with a placeholder text. Two arrows point to this field: "Needed Supplies" and "# of shelf-stables used".
- Food Feedback:** An arrow labeled "Food Feedback" points to the right side of the interface.
- Any and Everything!!!!:** An arrow labeled "Any and Everything!!!!" points to the bottom right of the interface.
- End Meal Service:** A blue button with a checkmark icon and the text "End Meal Service".